

BRICKS & more

THE POWER OF CREATIVITY



RAK
CERAMICS

INDEX

COTTO PIENZA G	07
CREATIVE CONCRETE P	25
DARK INK	49
GLOW	55
HYDO	75
MARAKKESH	89
MARVEL	103
PORTOFINO	117





Small-size tiles and mosaics are versatile design elements that can add intricate patterns and textures to any space. These tiles are perfect for creating visual interest in smaller areas like bathrooms, kitchens, or accent walls. With their wide range of colors, from neutral tones to vibrant hues, they offer endless opportunities to personalize a room. The variety of finishes, such as marble, concrete, and wood-look tiles, can bring an elegant, industrial, or natural touch to your space. Whether using mosaic tiles for a bold backsplash or small rectangular tiles for a sleek and minimalist aesthetic, these designs can transform spaces by adding both warmth and character without overwhelming the environment. Their ability to fit into different styles, from modern to rustic, makes them a timeless choice in interior design.

BRICKS&more
THE POWER OF CREATIVITY



COTTO PIENZA G

Small brick tiles, inspired by the traditional Italian Cotto from Tuscany, exude timeless charm and rustic elegance. Crafted from natural clay, these tiles are known for their warm, earthy hues and rich, textured surface that deepens in character over time. The distinctive, handmade look evokes the beauty of Tuscan farmhouses, with each tile adding a unique, artisanal touch to any space. Whether used for flooring, backsplashes, or accent walls, these tiles bring a sense of authentic Italian craftsmanship and rustic luxury into modern interiors.






Wall: Cotto Pienza G Brick Nut, Cotto Pienza G Brick Nut Decor,
Cotto Pienza G Brick Green, Cotto Pienza G Brick Green Decor
Floor: Cotto Pienza G Nut 60X120 cm



Wall: Cotto Pienza G Brick White,
Cotto Pienza G Brick Brown Decor



Wall: Cotto Pienza G Brick Clay




Wall: Cotto Pienza G Brick White, Cotto Pienza G Brick Brown,
Cotto Pienza G Brick Brown Decor
Floor: Cotto Pienza G White 60X60 cm



Wall: Cotto Pienza G Brick White



Wall: Cotto Pienza G Brick Green, Cotto Pienza G Brick Green Decor




Wall: Cotto Pienza G Brick White, Cotto Pienza G Brick White Decor,
Cotto Pienza G Brick Green, Cotto Pienza G Brick Green Decor
Floor: Sapien Wood Natural 29.5X120 cm



Wall: Cotto Pienza G Brick White, Cotto Pienza G Brick White Decor,
Cotto Pienza G Brick Brown, Cotto Pienza G Brick Brown Decor



Wall: Cotto Pienza G Brick Nut,
Cotto Pienza G Brick Nut Decor



COTTO PIENZA G

Matt • Straight • Light Structure

COTTO PIENZA G BRICK WHITE



COTTO PIENZA G BRICK CLAY



COTTO PIENZA G BRICK NUT



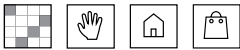
COTTO PIENZA G BRICK BROWN



COTTO PIENZA G BRICK GREEN



COLOR	SURFACE	6.5X26 cm (2.55"X10.23")
WHITE	MATT	A42WCTPB-WHE.M6XOU
CLAY	MATT	A42WCTPB-CLA.M6XOU
NUT	MATT	A42WCTPB-NUT.M6XOU
BROWN	MATT	A42WCTPB-BRN.M6XOU
GREEN	MATT	A42WCTPB-GRE.M6XOU



COTTO PIENZA G DECOR

Matt • Straight • Heavy Structure

COTTO PIENZA G BRICK WHITE DECOR



COTTO PIENZA G BRICK CLAY DECOR



COTTO PIENZA G BRICK NUT DECOR



COTTO PIENZA G BRICK BROWN DECOR



COTTO PIENZA G BRICK GREEN DECOR



COLOR	SURFACE	6.5X26 cm (2.55"X10.23")
WHITE	MATT	A42WCTPB-WHE.MVXOU
CLAY	MATT	A42WCTPB-CLA.MVXOU
NUT	MATT	A42WCTPB-NUT.MVXOU
BROWN	MATT	A42WCTPB-BRN.MVXOU
GREEN	MATT	A42WCTPB-GRE.MVXOU



CREATIVE CONCRETE P

Imagine a world where creativity knows no bounds - a realm where a single, simple effect can evolve into a multitude of stunning forms. This is the enchanting essence of the Creative Concrete P collection. At first glance, concrete may seem ordinary, but within its robust surface lies the foundation for an extraordinary narrative. The Creative Concrete P collection is a diverse and modular masterpiece that starts with the raw beauty of concrete, then transforms it into a rich tapestry of variations. It metamorphoses into elegant stone textures, warm wooden finishes, intricate decorations, and classic brick patterns, each bringing its own unique charm and character. With this collection, designers are invited to unleash their imagination.

ANTRACITE



WHITE



CORAL



LAVENDER



LIGHT BLUE



OCEAN



MINT



JUNGLE






Wall: Creative Concrete P Brick Lavender, Creative Concrete P Brick Ocean,
Creative Concrete P Brick Mint, Creative Concrete P Light Blue
Floor: Creative Concrete P Stone Grey 120X120 cm



Wall: Creative Concrete P Brick Lavender, Creative Concrete P Brick Ocean,
Creative Concrete P Brick Mint, Creative Concrete P Light Blue
Floor: Creative Concrete P Stone Grey 120X120 cm



Wall: Creative Concrete P Brick Coral
Floor: Creative Concrete P Stone Grey 120X120 cm



Wall: Creative Concrete P Brick Lavender, Creative Concrete P Brick Ocean,
Creative Concrete P Light Blue
Floor: Creative Concrete P Grey 120X120 cm



Wall: Creative Concrete P Brick White,
Creative Concrete P Brick Antracite




Wall: Creative Concrete P Brick White
Floor: Creative Concrete P Hexagon Antracite



Wall: Creative Concrete P Brick White, Creative Concrete P Brick Coral,
Creative Concrete P Mosaic White 5x5 cm
Floor: Creative Concrete P Grey 60x120 cm



Wall: Creative Concrete P Brick Mint,
Creative Concrete P Brick Jungle



Wall: Creative Concrete P
Mosaic Light Blue 2.5x2.5 cm



Wall: Creative Concrete P Brick Mint, Creative Concrete P Brick Jungle,
Creative Concrete P Mosaic Antracite 5x5 cm
Floor: Creative Concrete P Dark Grey 60X120 cm



Wall: Creative Concrete P
Mosaic Ocean 5x5 cm




Wall: Creative Concrete P Light Blue,
Creative Concrete P Brick Antracite



CREATIVE CONCRETE P

Matt • Straight • Light Structure

CREATIVE CONCRETE P BRICK WHITE



CREATIVE CONCRETE P BRICK CORAL



CREATIVE CONCRETE P BRICK MINT



CREATIVE CONCRETE P BRICK JUNGLE



CREATIVE CONCRETE P LIGHT BLUE



CREATIVE CONCRETE P BRICK OCEAN



CREATIVE CONCRETE P BRICK LAVENDER



CREATIVE CONCRETE P BRICK ANTHRACITE



COLOR	SURFACE	6.5X26 cm (2.55"X10.23")
WHITE	MATT	A42WCTVB-WHE.I6XOU
CORAL	MATT	A42WCTVB-COL.I6XOU
MINT	MATT	A42WCTVB-MNT.I6XOU
JUNGLE	MATT	A42WCTVB-JUG.I6XOU
LIGHT BLUE	MATT	A42WCTVB-LIB.I6XOU
OCEAN	MATT	A42WCTVB-OCN.I6XOU
LAVENDER	MATT	A42WCTVB-LAR.I6XOU
ANTHRACITE	MATT	A42WCTVB-ANT.I6XOU



CREATIVE CONCRETE P

Matt • Straight • Smooth

CREATIVE CONCRETE P
MOSAIC WHITE 5X5



CREATIVE CONCRETE P
MOSAIC ANTHRACITE 5X5




CREATIVE CONCRETE P
MOSAIC WHITE 2.5X2.5




CREATIVE CONCRETE P
MOSAIC ANTHRACITE 2.5X2.5




CREATIVE CONCRETE P
MOSAIC MINT 5X5




CREATIVE CONCRETE P
MOSAIC JUNGLE 5X5



CREATIVE CONCRETE P
MOSAIC MINT 2.5X2.5




CREATIVE CONCRETE P
MOSAIC JUNGLE 2.5X2.5




CREATIVE CONCRETE P
MOSAIC LIGHT BLUE 5X5




CREATIVE CONCRETE P
MOSAIC OCEAN 5X5



CREATIVE CONCRETE P
MOSAIC LIGHT BLUE 2.5X2.5



CREATIVE CONCRETE P
MOSAIC OCEAN 2.5X2.5



COLOR	SURFACE	31X31 cm (12.2"X12.2") 5X5 CM	29.7X29.7 cm (11.69"X11.69") 2.5X2.5 CM
WHITE	MATT	AM2SCTVB-WHE.MOXOU	AM1SCTVB-WHE.MOXOU
ANTHRACITE	MATT	AM2SCTVB-ANT.MOXOU	AM1SCTVB-ANT.MOXOU
MINT	MATT	AM2SCTVB-MNT.MOXOU	AM1SCTVB-MNT.MOXOU
JUNGLE	MATT	AM2SCTVB-JUG.MOXOU	AM1SCTVB-JUG.MOXOU
LIGHT BLUE	MATT	AM2SCTVB-LIB.MOXOU	AM1SCTVB-LIB.MOXOU
OCEAN	MATT	AM2SCTVB-OCN.MOXOU	AM1SCTVB-OCN.MOXOU

GRES WHITE BODY TILES



CREATIVE CONCRETE P

SIGNATURE
COLLECTION

Matt • Straight • Light Structure

CREATIVE CONCRETE P
HEXAGON WHITE




CREATIVE CONCRETE P
HEXAGON LAVENDER



CREATIVE CONCRETE P
HEXAGON CORAL



CREATIVE CONCRETE P
HEXAGON JUNGLE



CREATIVE CONCRETE P
HEXAGON OCEAN



CREATIVE CONCRETE P
HEXAGON ANTRACITE



COLOR	SURFACE	20X23 cm (7.87"X9.05")
WHITE	MATT	A23SCTVB-WHE.I0X0U
LAVENDER	MATT	A23SCTVB-LAR.I0X0U
COREL	MATT	A23SCTVB-COL.I0X0U
JUNGLE	MATT	A23SCTVB-JUG.I0X0U
OCEAN	MATT	A23SCTVB-OCN.I0X0U
ANTHRACITE	MATT	A23SCTVB-ANT.I0X0U



Wall: Creative Concrete P Hexagon White



DARK INK

Venice, one of Italy's wonders, is known for transforming even simple objects like glass into a work of art. Even on Venetian floor, the sensitivity and talent of the artisans was able to transform it into timeless beauty. In Dark Ink, the disorder of the terrazzo granules finds harmony in the colours black and white, resulting in a modern reinterpretation of the Venetian Battuto. The black brick in a matt finish give the original full collection a boost of design and elegance.



Wall: Dark Ink Black Brick

GRES WHITE BODY TILES

DARK INK

Matt • Straight • Smooth

DARK INK BLACK BRICK



SIGNATURE
COLLECTION

COLOR	SURFACE	6X24 cm (2.36"X9.44")
BLACK	MATT	A62SDKIB-BLK.MOXOU



Wall: Dark Ink Black Brick




GLOW

Compact, eye-catching wall tiles with structured decor offer a vibrant, modern look. Featuring bold, colorful designs defined by smooth lines and flowing curves, Glow's wide range of colors and shapes, create a dynamic and contemporary feel. The textured structure adds depth, highlighting the intricate patterns. These stylish tiles are perfect for making a striking statement in kitchens, bathrooms, or accent walls, blending both artistic flair and practical functionality.




Wall: Glow Mint, Glow Olive,
Glow Olive Decor







Wall: Glow Mint Rounded Corner
Glow White Rounded Corner



Wall: Glow Mint,
Glow Mint Rounded Corner



Wall: Glow Light Grey Rounded Corner,
Glow Blue, Glow Blue Decor



Wall: Glow Caramel, Glow Caramel Decor,
Glow Olive, Glow Light Grey
Floor: Moon Stone Grey 60X120 Cm



Wall: Glow Blue, Glow Blue Rounded Corner



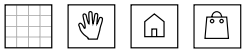
Wall: Glow White, Glow White Decor,
Glow Blue, Glow Blue Decor
Floor: Sapien Wood Natural 60X120 Cm



Wall: Glow Caramel,
Glow Mint Rounded Corner

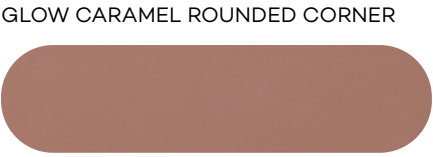
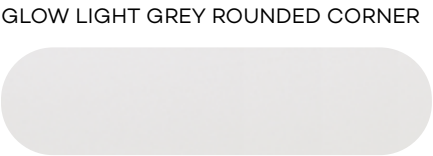


Wall: Glow White,
Glow White Decor



GLOW

High Glossy • Straight • Smooth






COLOR	SURFACE	6.5X26 cm (2.55"X10.23") RECTANGLE	6.5X26 cm (2.55"X10.23") ROUNDED CORNER
WHITE	GLOSSY	A42WGLOW-WHE.H0X0U	A42WGLOW-WHE.H0X0G
LIGHT GREY	GLOSSY	A42WGLOW-LIG.H0X0U	A42WGLOW-LIG.H0X0G
CARAMEL	GLOSSY	A42WGLOW-CRL.H0X0U	A42WGLOW-CRL.H0X0G
MINT	GLOSSY	A42WGLOW-MNT.H0X0U	A42WGLOW-MNT.H0X0G
OLIVE	GLOSSY	A42WGLOW-OLE.H0X0U	A42WGLOW-OLE.H0X0G
BLUE	GLOSSY	A42WGLOW-BLE.H0X0U	A42WGLOW-BLE.H0X0G



GLOW DECOR

High Glossy • Straight • Heavy Structure



COLOR	SURFACE	6.5X26 cm (2.55"X10.23")
WHITE	GLOSSY	A42WGLOW-WHE.HLX0U
LIGHT GREY	GLOSSY	A42WGLOW-LIG.HLX0U
CARAMEL	GLOSSY	A42WGLOW-CRL.HLX0U
MINT	GLOSSY	A42WGLOW-MNT.HLX0U
OLIVE	GLOSSY	A42WGLOW-OLE.HLX0U
BLUE	GLOSSY	A42WGLOW-BLE.HLX0U

An abstract background featuring a marbled pattern in various shades of blue and white. The pattern consists of flowing, organic shapes that create a sense of movement and depth, resembling liquid or stone textures.

HYDO


Swimming pool and Spa surfaces requires careful attention in terms of application and design selection. Hydo mosaics and all the RAK Ceramics innovative solutions for Swimming pool and Wellness are up to date with the latest trends in tile design as well as in technical excellence and quality standards. Each solution, is designed to ensure perfect integration of your pool projects to its surrounding landscape and interior design style, eliminating aesthetic boundaries.




Pool: Hydo Mosaic Sky Blue 2.5x2.5 cm
Hydo Blue Mix2-mosaic 2.5x2.5 cm
Floor: Moon Stone Grey 60X120 cm



Pool: Hydo Mosaic Sky Blue 2.5x2.5 cm
 Floor: Moon Stone Grey 60X120 cm



Pool: Hydo Mosaic Dark Blue 2.5x2.5 cm



Wall : Hydo Mosaic Beige 5x5 cm,
Hydo Mosaic White 5x5 cm
Floor : Hydo Mosaic Beige 5x5 cm

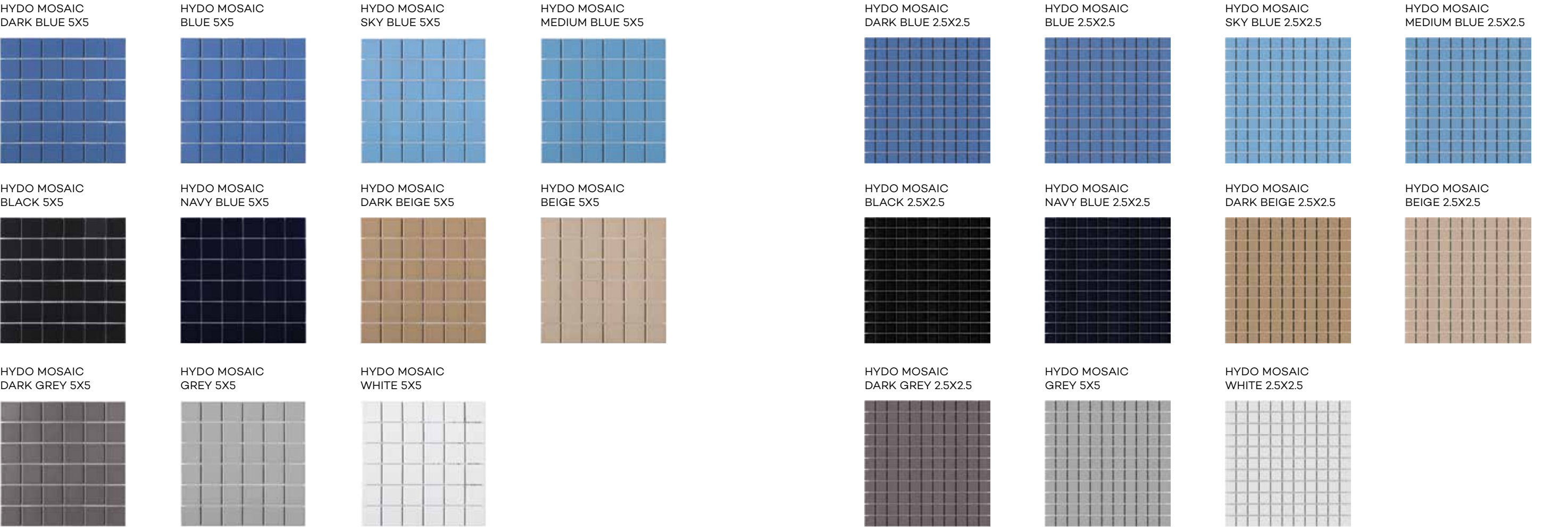


Wall: Hydo Mosaic White 5x5 cm
Floor: Hydo Mosaic Dark Beige 5x5 cm,
Hydo Mosaic White 5x5 cm



HYDO

Matt / Glossy • Straight • Smooth



COLOR	SURFACE	31X31 cm (12.2"X12.2") 5X5 CM	29.7X29.7 cm (11.69"X11.69") 2.5X2.5 CM
BLUE	MATT	AM2SHYDO-BLE.MOXOU	AM1SHYDO-BLE.MOXOU
	GLOSSY	AM2SHYDO-BLE.HOXOU	AM1SHYDO-BLE.HOXOU
DARK BLUE	MATT	AM2SHYDO-DAB.MOXOU	AM1SHYDO-DAB.MOXOU
	GLOSSY	AM2SHYDO-DAB.HOXOU	AM1SHYDO-DAB.HOXOU
SKY BLUE	MATT	AM2SHYDO-SKB.MOXOU	AM1SHYDO-SKB.MOXOU
	GLOSSY	AM2SHYDO-SKB.HOXOU	AM1SHYDO-SKB.HOXOU
MEDIUM BLUE	MATT	AM2SHYDO-MEB.MOXOU	AM1SHYDO-MEB.MOXOU
	GLOSSY	AM2SHYDO-MEB.HOXOU	AM1SHYDO-MEB.HOXOU
NAVY BLUE	MATT	AM2SHYDO-NAY.MOXOU	AM1SHYDO-NAY.MOXOU
	GLOSSY	AM2SHYDO-NAY.HOXOU	AM1SHYDO-NAY.HOXOU
BLACK	MATT	AM2SHYDO-BLK.MOXOU	AM1SHYDO-BLK.MOXOU
	GLOSSY	AM2SHYDO-BLK.HOXOU	AM1SHYDO-BLK.HOXOU

COLOR	SURFACE	31X31 cm (12.2"X12.2") 5X5 CM	29.7X29.7 cm (11.69"X11.69") 2.5X2.5 CM
DARK BEIGE	MATT	AM2SHYDO-DBE.MOXOU	AM1SHYDO-DBE.MOXOU
	GLOSSY	AM2SHYDO-DBE.HOXOU	AM1SHYDO-DBE.HOXOU
BEIGE	MATT	AM2SHYDO-BEE.MOXOU	AM1SHYDO-BEE.MOXOU
	GLOSSY	AM2SHYDO-BEE.HOXOU	AM1SHYDO-BEE.HOXOU
DARK GREY	MATT	AM2SHYDO-DKG.MOXOU	AM1SHYDO-DKG.MOXOU
	GLOSSY	AM2SHYDO-DKG.HOXOU	AM1SHYDO-DKG.HOXOU
GREY	MATT	AM2SHYDO-GRY.MOXOU	AM1SHYDO-GRY.MOXOU
	GLOSSY	AM2SHYDO-GRY.HOXOU	AM1SHYDO-GRY.HOXOU
WHITE	MATT	AM2SHYDO-WHE.MOXOU	AM1SHYDO-WHE.MOXOU
	GLOSSY	AM2SHYDO-WHE.HOXOU	AM1SHYDO-WHE.HOXOU

HYDO

Matt / Glossy • Straight • Smooth


HYDO BLUE MIX-2
MOSAIC 5X5



HYDO BLUE MIX-3
MOSAIC 5X5




HYDO BEIGE MIX-2
MOSAIC 5X5




HYDO BEIGE MIX-3
MOSAIC 5X5




HYDO BLUE MIX-2
MOSAIC 2.5X2.5



HYDO BLUE MIX-3
MOSAIC 2.5X2.5



HYDO BEIGE MIX-2
MOSAIC 2.5X2.5



HYDO BEIGE MIX-3
MOSAIC 2.5X2.5



COLOR	SURFACE	31X31 cm (12.2"X12.2") 5X5 CM	29.7X29.7 cm (11.69"X11.69") 2.5X2.5 CM
BLUE MIX-2	MATT	ASMZZHYDOMS2025456	ASMZZHYDOMS2025466
	GLOSSY	ASMZZHYDOMS2066760	ASMZZHYDOMS2066735
BLUE MIX-3	MATT	ASMZZHYDOMS3025469	ASMZZHYDOMS3025467
	GLOSSY	ASMZZHYDOMS3066781	ASMZZHYDOMS3066808
BEIGE MIX-2	MATT	ASMZZHYDOMS2025455	ASMZZHYDOMS2025454
	GLOSSY	ASMZZHYDOMS2066796	ASMZZHYDOMS2066809
BEIGE MIX-3	MATT	ASMZZHYDOMS3025470	ASMZZHYDOMS3025468
	GLOSSY	ASMZZHYDOMS3066807	ASMZZHYDOMS3066734



Pool: Hydo Mosaic Sky Blue 2.5x2.5,
Hydo Blue Mix2-mosaic 2.5x2.5

MARAKKESH



Colorful wall brick tiles, inspired by the soft pastel hues of the Maghreb, evoke the vibrant energy of a bustling souk. Shades of mint green, blush pink and sky blue capture the warmth and charm of North African markets, where the air is filled with the scent of spices and the vibrant colors of textiles and ceramics. These tiles bring a sense of exotic beauty and lively spirit into any room, creating a dynamic yet calming atmosphere. Whether arranged in delicate patterns or as bold, statement pieces, they transport the essence of a sun-drenched souk into the heart of modern interiors.





Wall: Marakkesh Ivory and Marakkesh Green
Floor: Creative Concrete P Stone Grey 120X120-Cm



Wall: Marakkesh White



Wall: Marakkesh Light Blue,
Marakkesh Dark Blue



Wall: Marakkesh Ivory, Marakkesh Pink



Wall: Marakkesh Green



Wall: Marakkesh Grey

GRES WHITE BODY TILES



MARAKKESH

Glossy • Straight • Light Structure

MARAKKESH WHITE



MARAKKESH GREY



MARAKKESH LIGHT BLUE



MARAKKESH IVORY



MARAKKESH ASH



MARAKKESH GREEN



MARAKKESH DARK BLUE



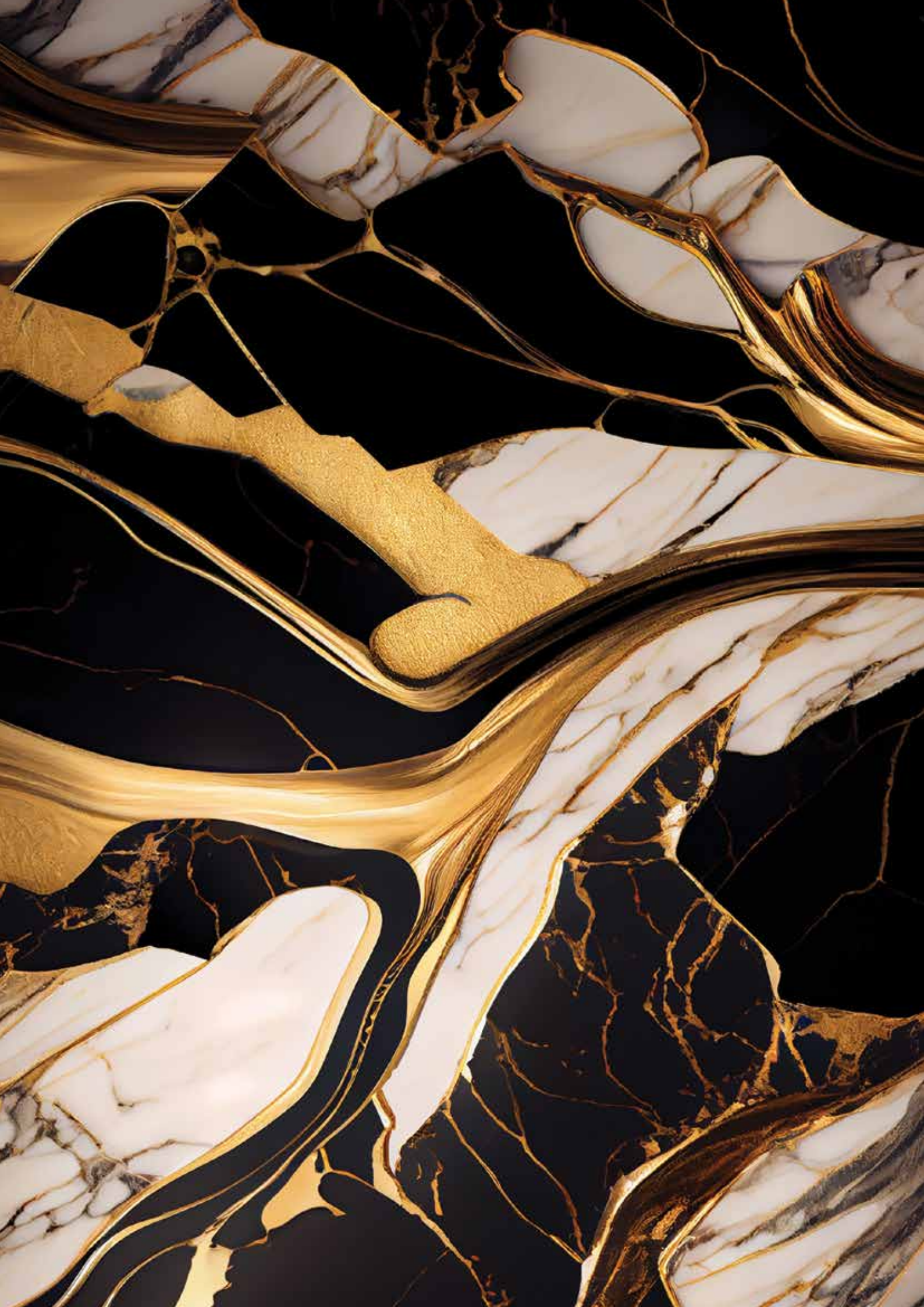
MARAKKESH PINK



COLOR	SURFACE	6.5X26 cm (2.55"X10.23")
WHITE	GLOSSY	A42WMRKS-WHE.G6X0U
ASH	GLOSSY	A42WMRKS-ASH.G6X0U
GREY	GLOSSY	A42WMRKS-GRY.G6X0U
GREEN	GLOSSY	A42WMRKS-GRE.G6X0U
LIGHT BLUE	GLOSSY	A42WMRKS-LIB.G6X0U
DARK BLUE	GLOSSY	A42WMRKS-DAB.G6X0U
IVORY	GLOSSY	A42WMRKS-IVOG6X0U
PINK	GLOSSY	A42WMRKS-PIK.G6X0U



Wall: Marakkesh Dark Blue



MARVEL

Marvelous bricks and hexagon tiles in marble and wood effects come together in a refined, timeless fusion that embodies the new creative classic. The sleek, veined elegance of marble tiles pairs effortlessly with the warm, natural texture of wood-effect bricks, creating a balanced contrast that feels both contemporary and enduring. This sophisticated mix of materials adds depth and interest to any space, whether used in striking patterns or subtle, harmonious designs. The combination of luxurious marble and organic wood brings a sense of modern elegance, while the classic shapes and textures ensure the look remains forever stylish and versatile.



HOT DRINKS

Espresso
Latte
Mocha
Cappuccino
Americano
Hot Chocolate
Doppio

PASTRIES

Croissant
Cinnamon rolls
Dump Bar Blondies
Gingerbread scones
Cinnamon muffins
Doughnuts
Oatmeal Cookies

ICED DRINKS

Iced Espresso
Iced Latte
Iced Mocha
Iced Cappuccino
Iced Americano
Iced Hot Chocolate
Iced Doppio

Wall: Marvel Brick Black, Marvel Brick White
Floor: Iceland White 120X120 cm



Wall: Marvel Brick White,
Marvel Hexagon Honey



Wall: Marvel Brick Black,
Marvel Brick Golden Marble



Wall: Marvel Hexagon Golden Marble
Floor: Sapien Wood 29.5X120 cm



Wall: Nero Marquina Marble 120X280 cm
Floor: Marvel Hexagon White, Marvel Hexagon Black, Marvel Hexagon Honey



Wall: Marvel Brick White,
Marvel Brick Black



MARVEL

Matt • Straight • Smooth

MARVEL BRICK WHITE



MARVEL BRICK BLACK



MARVEL BRICK GOLDEN MARBLE



MARVEL BRICK HONEY




COLOR	SURFACE	6.5X26 cm (2.55"X10.23")
WHITE	MATT	A42WMRVB-WHE.MOXOU
BLACK	MATT	A42WMRVB-BLK.MOXOU
GOLDEN MARBLE	MATT	A42WMRVB-GOM.MOXOU
HONEY	MATT	A42WMRVB-HNY.MOXOU




MARVEL

Matt • Straight • Smooth

MARVEL HEXAGON WHITE



MARVEL HEXAGON BLACK



MARVEL HEXAGON GOLDEN MARBLE



MARVEL HEXAGON HONEY




COLOR	SURFACE	20X23 cm (7.87"X9.05")
WHITE	MATT	A23SMRVB-WHE.MOXOU
BLACK	MATT	A23SMRVB-BLK.MOXOU
GOLDEN MARBLE	MATT	A23SMRVB-GOM.MOXOU
HONEY	MATT	A23SMRVB-HNY.MOXOU

PORTOFINO




Glossy bricks and mosaics, inspired by the vibrant colors of Portofino, bring a playful, Mediterranean flair to any space. The smooth, reflective surface of these tiles captures the essence of the seaside village, with hues of turquoise, coral, and sunny yellow mirroring the shimmering waters and charming buildings of this coastal paradise. Whether arranged in bold patterns or soft gradients, these glossy tiles create an eye-catching, dynamic atmosphere, infusing interiors with the lively, carefree spirit of Portofino's stunning landscape and rich cultural heritage.





Wall: Portofino Mosaic Ocean 2.5x2.5 cm



Wall: Portofino Brick Musk



Wall: Portofino Salvia, Portofino Sand, Portofino White
Portofino White 10x10 Cm Glued, Portofino Sand 10x10 cm
Floor: Portofino White 60x60 cm



Wall: Portofino Brick Sand,
Portofino Musk 10x10 cm



Wall: Portofino Brick White,
Portofino Brick Corallo



Wall: Portofino Brick Pink, Portofino Brick Corallo
Floor: Creative Concrete Beige 120x120 cm



Wall: Portofino Brick Greige,
Portofino Mosaic Ocean 2.5x2.5 cm
Floor: Portofino Brick Greige 60x60 cm



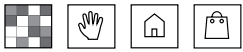
Wall: Portofino Brick Sand,
Portofino Mosaic White 2.5x2.5 cm



Wall: Portofino Mosaic
Salvia 5x5 cm



Wall: Portofino Brick Blue,
Portofino Brick Green



PORTOFINO

Glossy • Straight • Light Structure

PORTOFINO BRICK WHITE



PORTOFINO BRICK PINK



PORTOFINO BRICK SALVIA



PORTOFINO BRICK GREEN



PORTOFINO BRICK OCEAN



PORTOFINO BRICK SAND



PORTOFINO BRICK CORALLO



PORTOFINO BRICK MUSK



PORTOFINO BRICK BLUE



PORTOFINO BRICK GREIGE



COLOR	SURFACE	6.5X26 cm (2.55"X10.23")
WHITE	GLOSSY	A42WPTFN-WHE.H6XOU
SAND	GLOSSY	A42WPTFN-SND.H6XOU
PINK	GLOSSY	A42WPTFN-PIK.H6XOU
CORALLO	GLOSSY	A42WPTFN-CRA.H6XOU
SALVIA	GLOSSY	A42WPTFN-SLV.H6XOU
MUSK	GLOSSY	A42WPTFN-MUK.H6XOU
GREEN	GLOSSY	A42WPTFN-GRE.H6XOU
BLUE	GLOSSY	A42WPTFN-BLE.H6XOU
OCEAN	GLOSSY	A42WPTFN-OCN.H6XOU
GREIGE	GLOSSY	A42WPTFN-GRG.H6XOU




PORTOFINO

Glossy • Straight • Smooth / Light Structure

PORTOFINO WHITE
10X10 GLUED



PORTOFINO SAND
10X10 GLUED



PORTOFINO MUSK
10X10 GLUED



PORTOFINO BLUE
10X10 GLUED



PORTOFINO MOSAIC
WHITE 5X5



PORTOFINO MOSAIC
GREIGE 5X5



PORTOFINO MOSAIC
SALVIA 5X5




PORTOFINO MOSAIC
OCEAN 5X5



PORTOFINO MOSAIC
WHITE 2.5X2.5




PORTOFINO MOSAIC
GREIGE 2.5X2.5



PORTOFINO MOSAIC
SALVIA 2.5X2.5




PORTOFINO MOSAIC
OCEAN 2.5X2.5



COLOR	SURFACE	Smooth 32X32 cm (12.59"X12.59") 10X10 CM	Light Structure 31X31 cm (12.2"X12.2") 5X5 CM	Light Structure 29.7X29.7 cm (11.69"X11.69") 2.5X2.5 CM
WHITE	GLOSSY	A10SPTFN-WHE.H6XOT	AM2SPTFN-WHE.HOXOU	AM1SPTFN-WHE.HOXOU
SAND	GLOSSY	A10SPTFN-SND.H6XOT	-	-
MUSK	GLOSSY	A10SPTFN-MUK.H6XOT	-	-
SALVIA	GLOSSY	-	AM2SPTFN-SLV.HOXOU	AM1SPTFN-SLV.HOXOU
BLUE	GLOSSY	A10SPTFN-BLE.H6XOT	-	-
OCEAN	GLOSSY	-	AM2SPTFN-OCN.HOXOU	AM1SPTFN-OCN.HOXOU
GREIGE	GLOSSY	-	AM2SPTFN-GRG.HOXOU	AM1SPTFN-GRG.HOXOU


BRICK TILE PATTERNS

LAYING SOLUTION 1




Vertical stacked
6.5X26 cm

LAYING SOLUTION 2



Stepped vertical plain,
alternate to vertical stacked décor
6.5X26 cm

LAYING SOLUTION 1




Basket weave
6.5X26 cm

LAYING SOLUTION 2




Herringbone 45° color mix
6.5X26 cm

LAYING SOLUTION 1



Horizontal stacked
6.5X26 cm

LAYING SOLUTION 2




Stepped horizontal
6.5X26 cm

LAYING SOLUTION 1



Bordered stack color mix
6.5X26 cm

LAYING SOLUTION 2



Checkerboard
6.5X26 cm

TECHNICAL FEATURES

WHITE BODY CERAMIC TILES (BIII):

White body Ceramic tiles are made with finest quality clays and with chamotte (a ceramic raw material with high percentage of silica). These raw materials are submitted to dry grinding and suitably mixed and wet and then pressed with hydraulic presses. Quick-cycle support firing is obtained via roller kilns reaching temperatures of approximately 1130 °C. After biscuit glazing, the vitrified product is sintered in a single-layer roller kiln at approximately 1030 °C. The resulting wall tiles have an average bending strength that is higher than 16 N/mm2 in accordance with the UNI EN ISO10545-4 standard test method and a water absorption level that is higher than 10 %; they belong to the BIII (GL) group according to the International Standard ISO 13006 and UNI EN 14411 standard. This class of products shows virtually no shrinkage during firing; therefore such dimensional consistency results in extremely easy laying.















ADVICE ON LAYING

White body tiles can be laid using either tile adhesives or cement mortar. Under no circumstances should the tiles be wet before laying when using acrylic or vinyl resin based adhesives or two- component organic solvent based adhesives. When laying large sized tiles it is best to adopt the two layer spreading method and, when the laying surface is very large, to provide for suitable expansion joints which must not be spaced more than 4-5 linear meters apart from one another.

IMPORTANT POINTS TO REMEMBER WHILE LAYING THESE TILES

When laying on wet concrete or plaster, leave to dry for at least one week for each centimetre of thickness. When laying on brick, never lay on tile adhesive measuring more than 4-5 mm in thickness. For laying on flexible supports (for example plasterboard panels, polymer panels, etc.) which may result in movement of the tiles, we advise laying on tile adhesive measuring no more than 2-3 mm in thickness and to use class C2 or D1 glues. For laying on waterproof brick, which prevents the release of damp, we advise laying on tile adhesive measuring no more than 3 mm in thickness and to use class C2 or D1 glues. Avoid laying without expansion joints or joints where stress due to expansion is released directly onto the tile.

TECHNICAL CHARACTERISTICS - WHITE BODY CERAMIC TILES (BIII)

	Test Description	Standard Test Method	International Standard ISO 13006	RAK Ceramics Specifications
	Length & Width	BS EN ISO 10545-2	+/- 0.5%	+/- 0.3%
	Thickness	BS EN ISO 10545-2	+/-10%	+/- 5.0%
	Rectangle Squareness	BS EN ISO 10545-2	+/- 0.5%	+/- 0.4%
	Straightness of sides	BS EN ISO 10545-2	+/- 0.5%	+/- 0.3%
	Surface Flatness	BS EN ISO 10545-2	+/- 0.5%	+/- 0.3%
	Water Absorption	BS EN ISO 10545-3	10% < E <= 20%	10% <E <= 18%
	Modulus of Rupture	BS EN ISO 10545-4		
	Thickness > = 7,5mm		>=12 N/mm2	>=16 N/mm2
	Thickness < = 7,5mm		>=15 N/mm2	>=16 N/mm2
	Breaking Strength	BS EN ISO 10545-4		
	Thickness > = 7,5mm		>=600N	>=650N
	Thickness < = 7,5mm		>=200N	>=400N
	Resistance to surface abrasion	BS EN ISO 10545-7	Manufacturer to state Abrasion Class	Class 2 - 4
	Resistance to Thermal Shock	BS EN ISO 10545-9	No visible defect	No visible defect
	Crazing Resistance	BS EN ISO 10545-11	No crazing	No crazing
	Resistance to chemicals	BS EN ISO 10545-13	No visible effect	No visible effect
	Resistance to stains	BS EN ISO 10545-14	Manufacturer to state class	Stain removed Min. class 4
	Scratch Hardness : (Moh's)	EN 101	-	4 - 6

Note : Shade variation across the batches is inherent to the manufacturing process and the pre-laying colour comparison is recommended

TECHNICAL FEATURES















GRES WHITE BODY TILES (BIIA) :

Gres white body tiles are created by mixing raw materials including high quality white or red clays, quartz and feldspar in wet grinding ball mills. After grinding, a clay-based suspension of these materials called a slip is fed out of the mill then spray-dried to remove excess moisture. Following the spray drying process, the free flowing powder is pressed using advanced hydraulic presses with a specific pressing power exceeding 300 kg/cm2 in order to obtain a compact gres body. Once dried, the tiles are coated and decorated with glazes to make them aesthetically pleasing and meet our customers design requirements. The glazed tile body is then fired in roller kilns where temperatures of approximately 1200 °C are reached. The resulting product is normally a medium-to-low porosity (3% to 5%) tile, in compliance with the International Standard ISO 13006 and European Standard UNI EN 14411 standard and rated as belonging to the BIla GL group with notable technological specifications such as the product flexural strength (average value: 30N/mm2 according to UNI EN ISO 10545-4 standard test method). As for wear resistance, this will depend on the type and colour of glazing and may change according to different products or collections. As a general rule, bright finishes are not recommended for heavy traffic floors or rooms opening onto outdoor areas, where sand or other abrasive materials are more likely to be brought in.

ADVICE ON LAYING

Our gres white body tiles can be laid using either traditional cement mortar or modern tile adhesives. When laying large size tiles, it is best to adopt the two-layer spreading system to ensure the adhesive is spread over 90 % of the tile surface. Quickly dipping each tile in water before installation will remove any dust on the back of the tile for perfect adhesion, however, do not wet the tiles if you are using vinyl, acrylic resin adhesives or two-component organic-solvent based adhesive. It is advisable to always incorporate suitable shrinkage-flexion joints (movement/expansion joints) which must not be spaced more than 4-5 metres apart from one another. These joints must be inserted not only between the tiles, but also reach the levelling compound below, consisting of either cement mortar or dry compound, depending on whether the tiles are set in the traditional manner or using a modern adhesive. The movement joints must be sealed with appropriate materials such as silicone or polyurethane-based sealants, depending on the anticipated traffic of the application area. Appropriate tile bedding layers should be used such as underlay, damp course, vapour barrier or any other layer necessary to prevent the tiles from detaching themselves or cracking due to water penetration.

TECHNICAL CHARACTERISTICS - GRES WHITE BODY TILES (BIIA)

	Test Description	Standard Test Method	International Standard ISO 13006	RAK Ceramics Specifications
	Length & Width	BS EN ISO 10545-2	+/- 0.6%	+/- 0.3%
	Thickness	BS EN ISO 10545-2	+/- 5.0%	+/- 5.0%
	Rectangle Squareness	BS EN ISO 10545-2	+/- 0.5%	+/- 0.4%
	Straightness of sides	BS EN ISO 10545-2	+/- 0.5%	+/- 0.3%
	Surface Flatness	BS EN ISO 10545-2	+/- 0.5%	+/- 0.4%
	Water Absorption	BS EN ISO 10545-3	3% < E <= 6%	3% <E <= 5%
	Modulus of Rupture	BS EN ISO 10545-4	>=22 N/mm2	>=30 N/mm2
	Breaking Strength	BS EN ISO 10545-4		
	Thickness > = 7,5mm		>=1000N	>=1100N
	Thickness < = 7,5mm		>=600N	>=800N
	Resistance to surface abrasion	BS EN ISO 10545-7	Manufacturer to state Abrasion Class	Class 2 - 4
	Resistance to Thermal Shock	BS EN ISO 10545-9	No visible defect	No visible defect
	Crazing Resistance	BS EN ISO 10545-11	No crazing	No crazing
	Resistance to chemicals	BS EN ISO 10545-13	No visible effect	No visible effect
	Resistance to stains	BS EN ISO 10545-14	Manufacturer to state class	Stain removed Min. class 4
	Scratch Hardness : (Moh's)	EN 101	-	4 - 6

Note : Shade variation across the batches is inherent to the manufacturing process and the pre-laying colour comparison is recommended

Product Guide

ICONS

COLOUR VARIATIONS



V1
EVEN

The least amount of shade variation attainable.



V2
LIGHT

Light to moderate shade variation within each carton.



V3
MEDIUM

Medium to high shade variation within each carton.

INDICATIONS FOR USE



WALL
TILES



FLOOR
TILES

SUGGESTED APPLICATIONS



DOMESTIC
PURPOSE

Residential areas, hotel rooms, bathrooms



LIGHT
COMMERCIAL
TRAFFIC AREA

Indoor public areas subject to medium pedestrian traffic such as restaurants, bars, offices, shops, hotel public areas, convention rooms.



OUTDOOR

Outdoor public environments subject to medium pedestrian traffic such as outdoor terraces, stairs, corridors, raised paving, private garden, swimming pool and wellness areas.
Always check the slipperiness characteristics according to the intended environment, in conformity with applicable regulations or laws.



HEAVY
COMMERCIAL
TRAFFIC AREA

Industrial floors such as warehouses, deposits, factories.

Contact

RAK CERAMICS
P.O. Box 4714, Ras Al Khaimah,
United Arab Emirates (U.A.E.)
Tel.: +971 7 2467000
Fax: +971 7 2445270
Email : info@rakceramics.com

RAKCERAMICS.COM

NOTE: In printing, colour of the products may differ slightly from actual, pictures are only for reference.

RAK
CERAMICS